

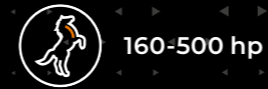
FORESTRY TILLERS

SSH - SSH/HP


Tiller for medium/high and extremely high power tractors.

SSH and SSH/HP forestry tillers for 160 to 500 hp tractors ensure superior performance and reliability. The large rotor makes it possible to shred stumps up to 70 cm in diameter, and more teeth shred better than ever, even for roots up to 50 cm deep.

The combination of quality materials and technology - such as the counter blade and the interchangeable internal wear plates - provides unmatched productivity and reliability. The SSH/HP model also comes with a gearbox cooling system.



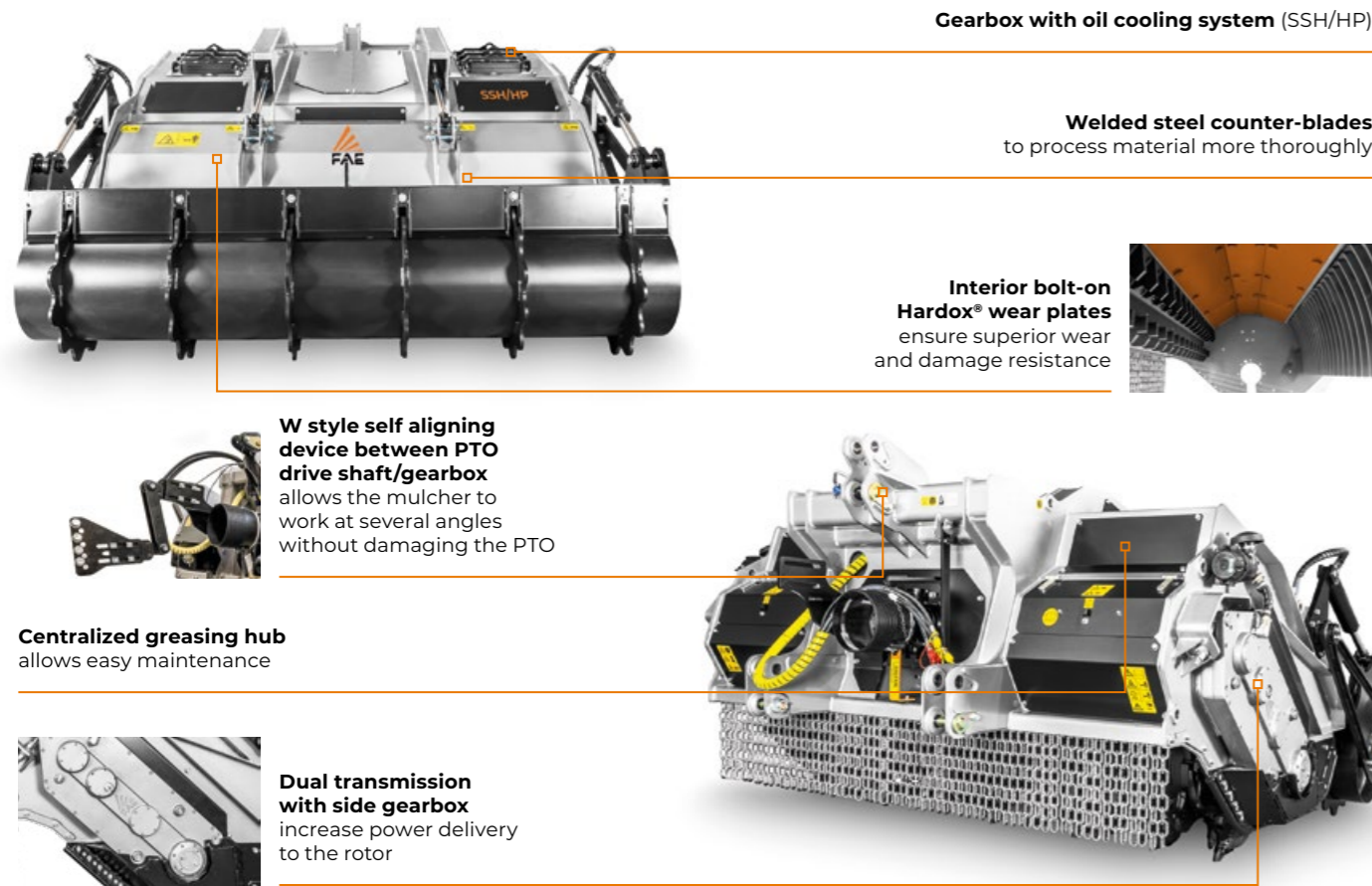
160-500 hp



Ø 70 cm max



Depth 50 cm



Gearbox with oil cooling system (SSH/HP)

Welded steel counter-blades
to process material more thoroughly

Interior bolt-on Hardox® wear plates
ensure superior wear and damage resistance

W style self aligning device between PTO drive shaft/gearbox
allows the mulcher to work at several angles without damaging the PTO

Centralized greasing hub
allows easy maintenance

Dual transmission with side gearbox
increase power delivery to the rotor

STANDARD EQUIPMENT

| | |
|--|--|
| Hydraulic rear hood | PTO shaft (SSH/HP) |
| Interchangeable inner antiwear plates in Hardox® | Friction clutches |
| Enclosed machine body | PTO shaft with cam clutch (SSH) |
| Inside lateral protection | Bolted-on rotor shafts (in forged steel) |
| Protection chains | Hydraulic top link |
| Transmission with side gearbox | Z style self ranging system of the PTO drive shaft/gearbox |
| Side gearbox with oil cooling system (SSH/HP) | Adjustable Hardox® counter-blade |
| Gearbox with freewheel | Special skids to go underground |
| Gearbox with oil cooling system (SSH/HP) | Centralized greasing hub |

OPTIONS

| | |
|--|--|
| Stronger transmission for tractors up to (SSH 200 - 225 - 250) | Skids extension (SSH - SSH/HP 200 - 225 - 250) |
| Multiple tooth options | Dozing blade |
| W style self aligning device between PTO drive shaft/gearbox | Hydraulic support roller |
| Adjustable counter-blade (forest) | Increased hydraulic roller |

| MODEL | SSH 150 | SSH 175 | SSH 200 | SSH 225 | SSH 250 | SSH/HP 225 | SSH/HP 250 |
|------------------------------------|---------|---------|----------------|----------------|----------------|------------|------------|
| Tractor (hp) | 160-280 | 180-280 | 200-360 (400*) | 200-360 (400*) | 200-360 (400*) | 360-500 | 360-500 |
| PTO (rpm) | 1000 | 1000 | 1000 | 1000 | 1000 | 1000 | 1000 |
| Working width (mm) | 1600 | 1840 | 2080 | 2320 | 2560 | 2320 | 2560 |
| Total width (mm) | 1980 | 2220 | 2472 | 2712 | 2952 | 2712 | 2952 |
| Weight (kg) | 3690 | 3920 | 4850 | 5200 | 5640 | 5310 | 5680 |
| Rotor diameter (mm) | 910 | 910 | 910 | 910 | 910 | 910 | 910 |
| Max shredding diameter (mm) | 700 | 700 | 700 | 700 | 700 | 700 | 700 |
| Max working depth (mm) | 500 | 500 | 500 | 500 | 500 | 500 | 500 |
| No. teeth type A/3+MH | 58+4 | 66+4 | 78+4 | 88+4 | 98+4 | 88+4 | 98+4 |

Data refers to machine as standard. The technical data in this catalogue may be altered without prior notice.

*Stronger trasmission.


MAIN OPTIONS



Adjustable counter-blade (forest)
for additional processing of wood material



Hydraulic support roller or Wide hydraulic roller
produces fine-quality compacted soil faster



Independent Grid
for control of finer product; increased distance between the grid and the rear door allows a better material flow

ROTOR TYPE A



A/3
(standard)



A/3+HD
(option)



F/3
(option)



MH
(side scraper)